

Instalación de centralita Asterisk FreePBX

Por David De
Maya Merras



Instalación del servidor

Welcome to FreePBX 6.12.65

FreePBX 6.12.65 with Asterisk 11

Full Install

Full Install -- No RAID

Full Install -- Advanced

HA Install -- Requires 250G or larger disk

FreePBX 6.12.65 with Asterisk 13 (EXPERIMENTAL!!)

Full Install

Full Install -- No RAID

Full Install -- Advanced

HA Install -- Requires 250G or larger disk



Instalación del servidor

```
NET: Registered protocol family 17
registered taskstats version 1
input: ImExPS/2 Generic Explorer Mouse as /devices/platform/i8042/serio1/input/i
nput4
rtc_cmos rtc_cmos: setting system clock to 2015-02-09 12:48:20 UTC (1423486100)
Initalizing network drop monitor service
Freeing unused kernel memory: 1276k freed
Write protecting the kernel read-only data: 10240k
Freeing unused kernel memory: 800k freed
Freeing unused kernel memory: 1588k freed

Greetings.
anaconda installer init version 13.21.215 starting
mounting /proc filesystem... done
creating /dev filesystem... done
starting udev...done
mounting /dev/pts (unix98 pty) filesystem... done
mounting /sys filesystem... done
trying to remount root filesystem read write... done
mounting /tmp as tmpfs... done
running install...
running /sbin/loader
detecting hardware...
waiting for hardware to initialize...
_
```



Instalación del servidor

Welcome to PBX for x86_64

Configure TCP/IP

Enable IPv4 support
 (*) Dynamic IP configuration (DHCP)
 () Manual configuration

Enable IPv6 support
 (*) Automatic
 () Automatic, DHCP only
 () Manual configuration

<Tab>/<Alt-Tab> between elements | <Space> selects | <F12> next screen



Instalación del servidor

```
Welcome to PBX for x86_64
```

```
Waiting for NetworkManager to configure eth0.
```

```
<Tab>/<Alt-Tab> between elements | <Space> selects | <F12> next screen
```



Instalación del servidor

Time Zone Selection

In which time zone are you located?

System clock uses UTC

Europe/London ■

Europe/Luxembourg ▒

Europe/Madrid ■

Europe/Malta ▒

Europe/Mariehamn ■

OK **Back**



Instalación del servidor

```
Testing for internet access
Internet Access Test Passed

Updating all FreePBX modules. This can take a couple of minutes.
_
```



Instalación del servidor

Welcome to PBX for x86_64

Root Password

Pick a root password. You must type it twice to ensure you know it and do not make a typing mistake.

Password:

Password (confirm):

<Tab>/<Alt-Tab> between elements | <Space> selects | <F12> next screen

Instalación del servidor

Weak Password

You have provided a weak password: it is based on a dictionary word

Cancel

Use Anyway



Instalación del servidor

Welcome to PBX for x86_64

Package Installation

0%

Packages completed: 8 of 624

Installing glibc-common-2.12-1.132.el6_5.4.x86_64 (107 MB)
Common binaries and locale data for glibc

A tiny simple way to do classic inheritance in js

Instalación del servidor

```
Testing for internet access  
Internet Access Test Passed
```

```
Updating all FreePBX modules. This can take a couple of minutes.
```

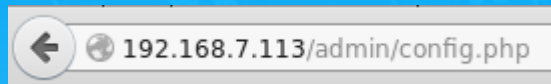
```
-
```


Instalación del servidor

```
SHMZ release 6.5 (Final)  
Kernel 2.6.32-431.el6.x86_64 on an x86_64  
  
localhost login: root_
```



Acceder a FreePBX



 [FreePBX Support](#) [ISymphonyV3 Panel](#) [UCP](#)

Welcome to FreePBX Administration!

Initial setup

Please provide the core credentials that will be used to administer your system

Username [?]	<input type="text" value="username"/>
Password [?]	<input type="text" value="password"/>
Confirm Password	<input type="text" value="password"/>
Admin Email address	<input type="text" value="email address"/>
Confirm Email address	<input type="text" value="confirm email"/>

[Set up my Account](#)



FreePBX

Welcome to FreePBX Administration!

Initial setup

Please provide the core credentials that will be used to administer your system

Username [?]	<input type="text" value="root"/>
Password [?]	<input type="password" value="••••••••"/>
Confirm Password	<input type="password" value="••••••••"/>
Admin Email address	<input type="text" value="amayamerras@gmail.com"/>
Confirm Email address	<input type="text" value="amayamerras@gmail.com"/>

[Set up my Account](#)



FreePBX



FreePBX Administration



User Control Panel



Operator Panel



Get Support



FreePBX

Login ✕

To get started, please enter your credentials:



FreePBX

Welcome to FreePBX

Loading 40%



FreePBX

System Overview

Welcome to FreePBX

FreePBX 12.0.36

Summary

SysInfo updated 0 seconds ago

Asterisk	⚠
MySQL	✓
Web Server	✓
Open VPN Server	ℹ
Fail2Ban	✓
System Registration	ℹ
UCP Daemon	✓

System Alerts
No critical issues found

- Default Asterisk Manager Password Used
- Collecting Anonymous Browser Stats
- No email address for online update checks

Show New

Uptime

System Last Rebooted

6 minutes, 45 seconds, ago

Load Averages

0.00	0.00	0.00
1 Minute	5 Minutes	15 Minutes

FreePBX Feed

- FreePBX Yesterday, Today and Tomorrow
- Sangoma Completes the Acquisition of Two Businesses
- Happy Holidays from your friends at Schmooze & FreePBX
- Cyber Monday 50% off FreePBX Commercial Modules, and other news!
- Schmooze Thanksgiving Holiday Hours

Inside the Asterisk Feed

- UC For You: The IT Worker
- Talking UC at ITEXPO: Watch Digium Live in Miami [Video]
- Cost Cutting Tips and Free Services for SMBs
- WebRTC and Its Impact on the Unified Communications Landscape
- Managing Remote Workers: Not 'Just' a Job for IT

FreePBX Statistics

Asterisk

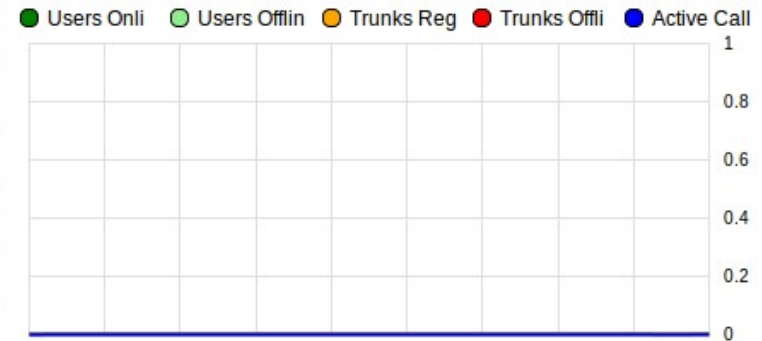
Uptime

CPU

Memory

Disk

Network



FreePBX alta de usuarios



Admin ▾

Applications ▾

Connectivity ▾

Reports ▾

Settings ▾

UCP

Phone Restart
Presence State
Queue Penalty Rules
REST API
REST Phone Applications
Sangoma MCU
System Admin
System Recordings
User Management
ISymphonyV3

SETTINGS

General

USER LIST

Add New User



FreePBX alta de usuario

Login Name: ?	<input type="text" value="daviddemaya"/>
Description: ?	<input type="text"/>
Password: ?	<input type="password" value="....."/>
First Name: ?	<input type="text"/>
Last Name: ?	<input type="text"/>
Display Name: ?	<input type="text"/>
Title: ?	<input type="text"/>
Company: ?	<input type="text"/>
Email Address: ?	<input type="text"/>
Cell Phone Number: ?	<input type="text"/>
Work Phone Number: ?	<input type="text"/>
Home Phone Number: ?	<input type="text"/>
Fax Number: ?	<input type="text"/>
Linked Extension: ?	<input type="text" value="none <none>"/>
Additional Assigned Extensions: ?	<div style="border: 1px dashed black; height: 100px;"></div>

68.7.113/admin/config.php?display=dahdi



FreePBX alta de usuario

Login Name: ?	<input type="text" value="daviddemaya1"/>
Description: ?	<input type="text"/>
Password: ?	<input type="password" value="••••••••"/>
First Name: ?	<input type="text"/>
Last Name: ?	<input type="text"/>
Display Name: ?	<input type="text"/>
Title: ?	<input type="text"/>
Company: ?	<input type="text"/>
Email Address: ?	<input type="text"/>
Cell Phone Number: ?	<input type="text"/>
Work Phone Number: ?	<input type="text"/>
Home Phone Number: ?	<input type="text"/>
Fax Number: ?	<input type="text"/>
Linked Extension: ?	<input type="text" value="none <none>"/>
Additional Assigned Extensions: ?	<div style="border: 1px dashed black; height: 80px; width: 100%;"></div>



FreePBX alta de usuario

SETTINGS

General

USER LIST

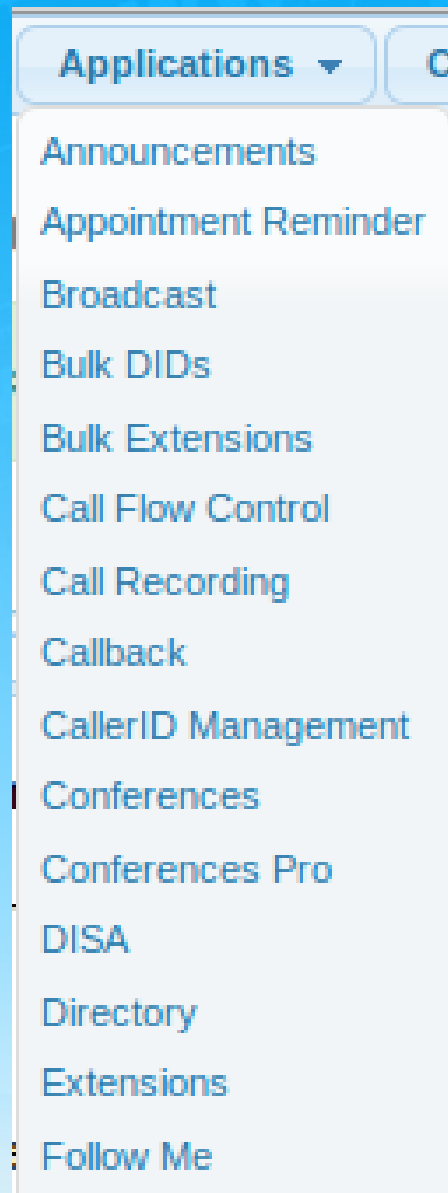
Add New User

dauiddemaya

dauiddemaya1



FreePBX extensiones



FreePBX extensiones

Add an Extension

Please select your Device below then click Submit

- Device

Device

Generic CHAN SIP Device ▾

Submit



FreePBX extensiones

- Add Extension

User Extension [?]

2001

Display Name [?]

daviddemaya

CID Num Alias [?]

SIP Alias [?]

daviddemaya



FreePBX extensiones

- User Manager Settings

Link to a Default User: [?]

daviddemaya ▼

Username [?]

Use Custom Username

Password [?]

fa1f6e5f781ce96f38d4e154238688bf

- Device Options

This device uses **CHAN_SIP** technology listening on **:5060**

Secret [?]

david12345

DTMF Signaling [?]

RFC 2833 ▼

NAT Mode [?]

No - (no) ▼



FreePBX extensiones

- Add Extension

User Extension [?]

Display Name [?]

CID Num Alias [?]

SIP Alias [?]



FreePBX extensiones

Secret [?]	<input type="text" value="david12345"/>
DTMF Signaling [?]	<input type="text" value="RFC 2833"/>
NAT Mode [?]	<input type="text" value="No - (no)"/>

- User Manager Settings

Link to a Default User: [?]	<input type="text" value="daviddemaya1"/>
Username [?]	<input type="text"/> <input type="checkbox"/> Use Custom Username
Password [?]	<input type="text" value="2417eb82fbc880e978e8eb218f40b6fa"/>

```
Add Extension
daviddemaya <2001>
daviddemaya1 <2002>
```



FreePBX Linkear cuentas

Linked Extension: ?

dauiddemaya <2001> ▼

dauiddemaya <2001>

dauiddemaya1 <2002>

Additional Assigned Extensions: ?



FreePBX Linkear cuentas

Linked Extension: ?

daviddemaya1 <2002> ▼

- daviddemaya <2001>
- daviddemaya1 <2002>

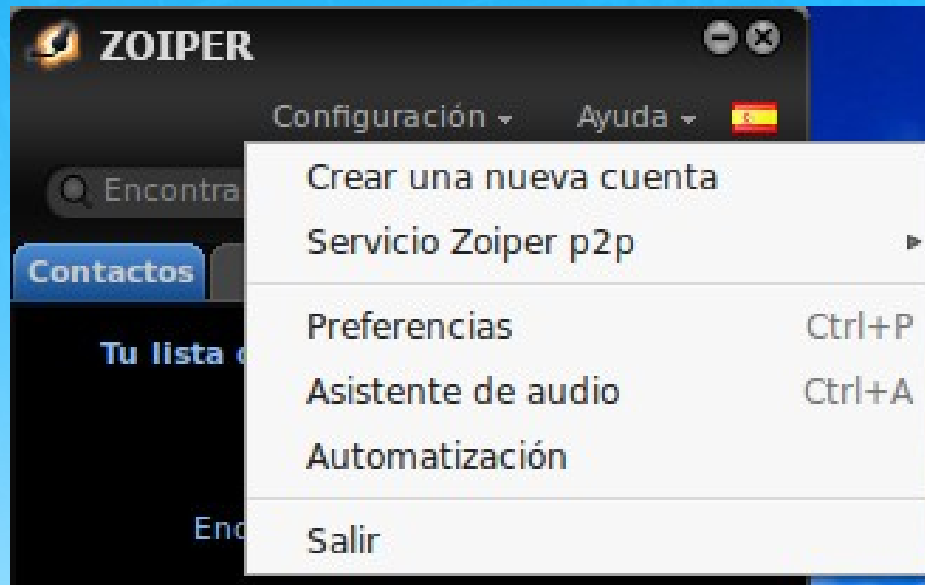
Additional Assigned Extensions: ?



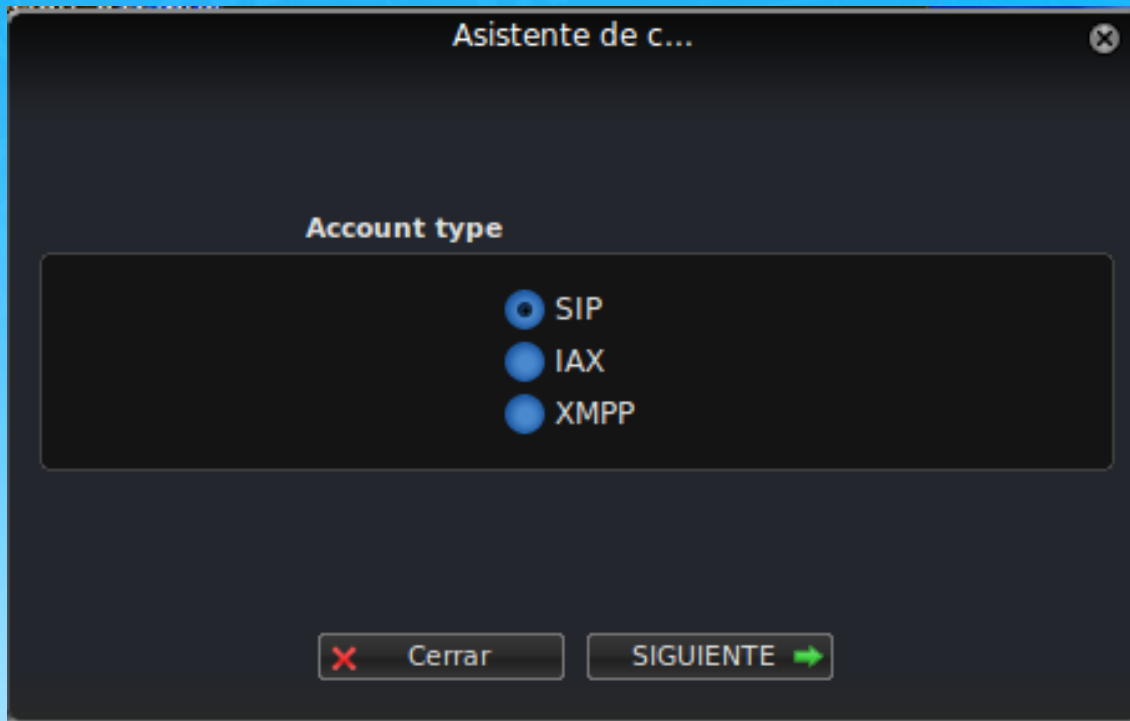
Configuración Softphone



Configuración Softphone



Configuración Softphone



Configuración Softphone

Asistente de c... ✕

Credentials

user / user@host

Password

Domain / Outbound proxy



Configuración Softphone

Asistente de c... ✕

Account name

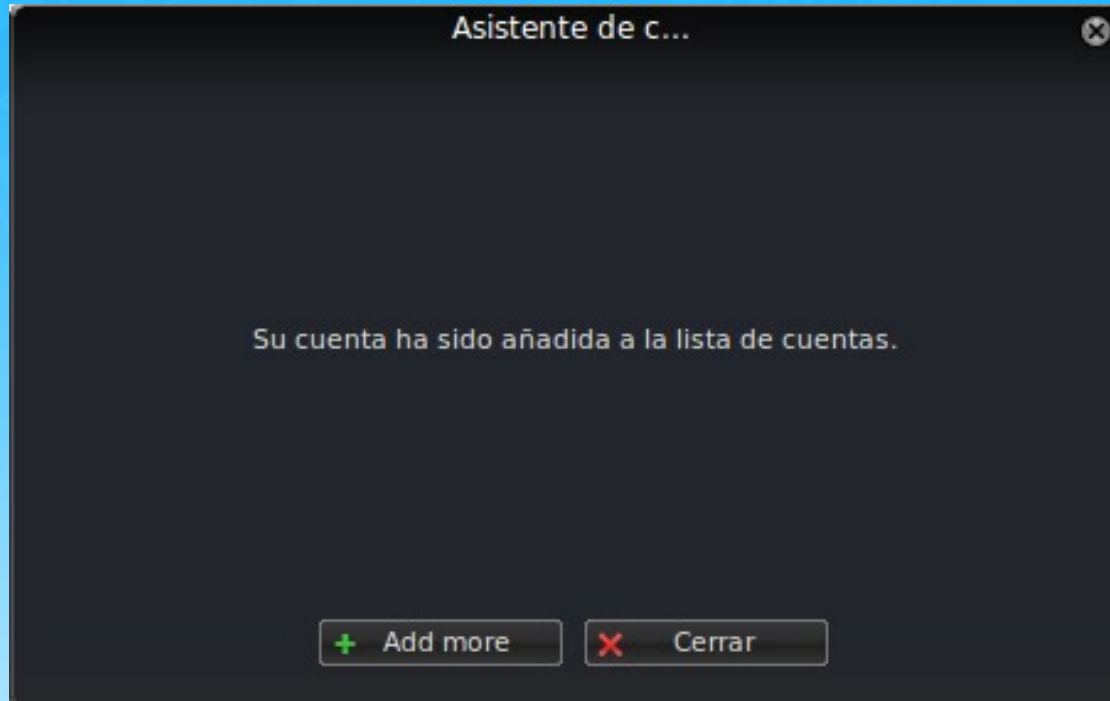
Account name

Skip auto-detection

← Volver SIGUIENTE →



Configuración Softphone



Configuración Softphone

Asistente de c...

Credentials

user / user@host

Password

Domain / Outbound proxy



Configuración Softphone

Asistente de c...

Account name

Account name

Skip auto-detection

